



US00D907247S

(12) **United States Design Patent**
Tamillow et al.

(10) **Patent No.:** **US D907,247 S**

(45) **Date of Patent:** **** Jan. 5, 2021**

- (54) **GATE**
- (71) Applicants: **Robert Tamillow**, Richmond, CA (US);
Louis Tamillow, Richmond, CA (US)
- (72) Inventors: **Robert Tamillow**, Richmond, CA (US);
Louis Tamillow, Richmond, CA (US)

D807,526 S *	1/2018	Tamillow	D25/38.1
D828,928 S *	9/2018	Tamillow	D25/38.1
D828,930 S *	9/2018	Tamillow	D25/48.5
2007/0138455 A1 *	6/2007	Walker	E04F 11/1842
				256/22
2012/0247012 A1 *	10/2012	Johnson	E04F 11/1812
				47/32.4

(**) Term: **15 Years**

(21) Appl. No.: **29/702,602**

(22) Filed: **Aug. 20, 2019**

(51) **LOC (13) Cl.** **25-02**

(52) **U.S. Cl.**
USPC **D25/48.5**

(58) **Field of Classification Search**
USPC D25/38.1, 39, 40, 42, 48.5, 138
CPC E04H 17/16; E04H 17/166; E04H
2017/1452
See application file for complete search history.

(56) **References Cited**

U.S. PATENT DOCUMENTS

3,454,262 A *	7/1969	Romano	E04H 17/1421
				256/19
6,152,428 A *	11/2000	Simioni	E04H 17/166
				256/19
D572,830 S *	7/2008	Ellis	D25/38.1
D583,485 S *	12/2008	Lo	D25/48.5
D603,527 S *	11/2009	Steverson	D25/38.1
D621,061 S *	8/2010	Petrucelli	D25/38.1
D638,955 S *	5/2011	Kopp	D25/38.1
D665,510 S *	8/2012	Esposito	D25/38.1
D679,414 S *	4/2013	Esposito	D25/38.1
D697,230 S *	1/2014	Esposito	D25/38.1
D713,549 S *	9/2014	Nicolosi	D25/38.1
D713,550 S *	9/2014	Nicolosi	D25/38.1

FOREIGN PATENT DOCUMENTS

KR 300601205.0000 * 6/2011

* cited by examiner

Primary Examiner — Leanne Was-Englehart
(74) *Attorney, Agent, or Firm* — Steven A. Nielsen;
www.NielsenPatents.com

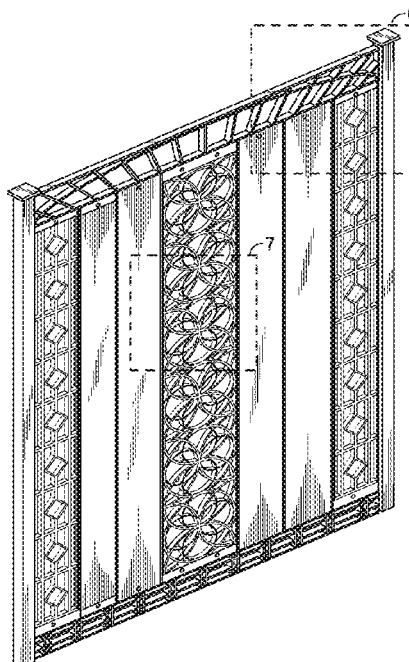
(57) **CLAIM**

The ornamental design for a gate, as shown and described.

DESCRIPTION

FIG. 1 is a top and front perspective view of a gate showing a new design;
FIG. 2 is a front view thereof with the back view being a mirror image thereof;
FIG. 3 is a left side view thereof with the right side being a mirror image thereof;
FIG. 4 is a top view thereof;
FIG. 5 is a bottom side view thereof;
FIG. 6 is an expanded view from FIG. 1 thereof; and,
FIG. 7 is an expanded view from FIG. 1 thereof.
The dashed lines of FIG. 1, 5, 6 show environmental conditions only and form no part of the claimed design. The evenly spaced dashed line square of FIGS. 1, 6 and 7 depict the limits of the enlarged view and form no part of the claimed design.

1 Claim, 4 Drawing Sheets



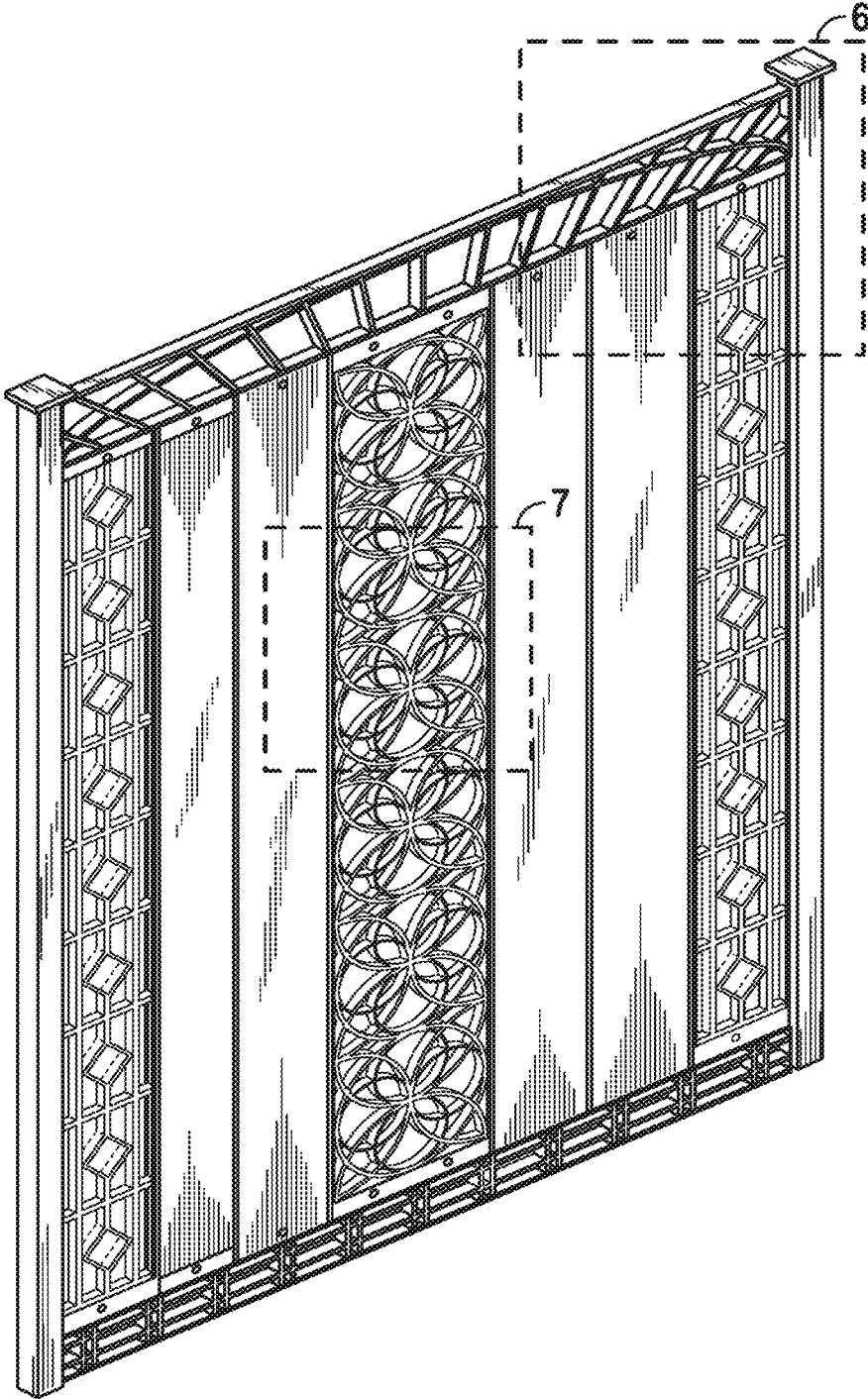


FIG. 1




FIG. 2




FIG. 3



FIG. 4




FIG. 5

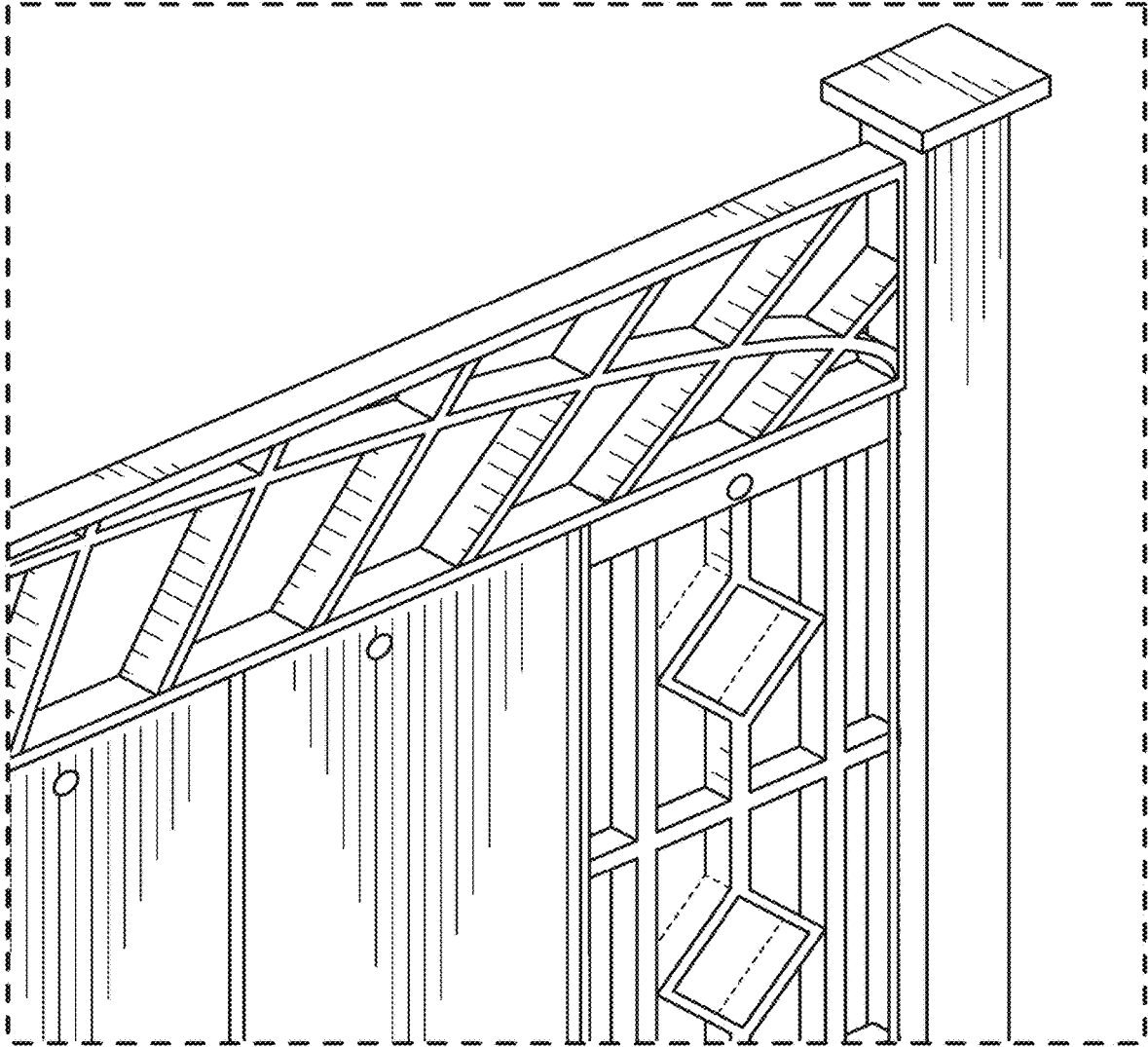


FIG. 6




FIG. 7