



US00D807526S

(12) **United States Design Patent**
Tamillow et al.

(10) **Patent No.:** **US D807,526 S**

(45) **Date of Patent:** **** Jan. 9, 2018**

(54) **FENCE**

(71) Applicants: **Robert Tamillow**, Richmond, CA (US);
Louis Tamillow, Richmond, CA (US)

(72) Inventors: **Robert Tamillow**, Richmond, CA (US);
Louis Tamillow, Richmond, CA (US)

(**) Term: **15 Years**

(21) Appl. No.: **29/554,386**

(22) Filed: **Feb. 11, 2016**

(51) **LOC (11) Cl.** **25-02**

(52) **U.S. Cl.**
USPC **D25/38.1**

(58) **Field of Classification Search**
USPC D25/38.1, 40, 42, 138; 256/19, 24, 73
CPC E04H 17/16; E04H 17/142; E04H 17/166;
E04H 2017/1452
See application file for complete search history.

(56) **References Cited**

U.S. PATENT DOCUMENTS

3,454,262	A *	7/1969	Romano	E04H 17/1421 256/19
6,152,428	A *	11/2000	Simioni	E04H 17/166 256/19
D572,830	S *	7/2008	Ellis	D25/38.1
D603,527	S *	11/2009	Steverson	D25/38.1
D621,061	S *	8/2010	Petrucelli	D25/38.1
D638,955	S *	5/2011	Kopp	D25/38.1
D665,510	S *	8/2012	Esposito	D25/38.1
D679,414	S *	4/2013	Esposito	D25/38.1
D697,230	S *	1/2014	Esposito	D25/38.1
D713,549	S *	9/2014	Nicolosi	D25/38.1

D713,550	S *	9/2014	Nicolosi	D25/38.1
2007/0138455	A1 *	6/2007	Walker	E04F 11/1842 256/22
2012/0247012	A1 *	10/2012	Johnson	E04H 17/166 47/32.4

* cited by examiner

Primary Examiner — Susan Bennett Hattan
Assistant Examiner — Leanne Was-Englehart
(74) *Attorney, Agent, or Firm* — Steven A. Nielsen;
www.NielsenPatents.com

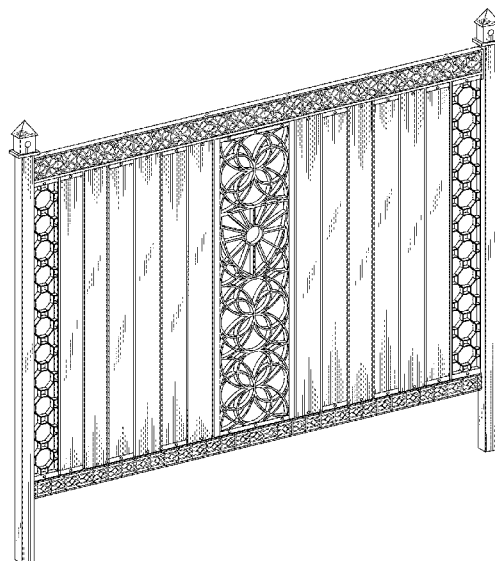

(57) **CLAIM**

The ornamental design for a fence, as shown and described.

DESCRIPTION

FIG. 1 is a top and front perspective view of a fence showing a new design;
FIG. 2 is a front view thereof with the back view being a mirror image;
FIG. 3 is a left side view thereof with the right side being a mirror image;
FIG. 4 is a top view thereof;
FIG. 5 is a bottom side view thereof;
FIG. 6 is a top and front perspective view of a fence thereof;
FIG. 7 is a front view thereof with the back view being a mirror image;
FIG. 8 is a left side view thereof with the right side being a mirror image;
FIG. 9 is a top view thereof; and,
FIG. 10 is a bottom side view thereof.
The dashed lines of FIG. 5 and FIG. 10 show environmental conditions only and form no part of the claimed design.

1 Claim, 4 Drawing Sheets






FIG. 1




FIG. 2

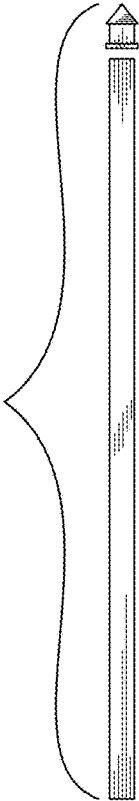


FIG. 3

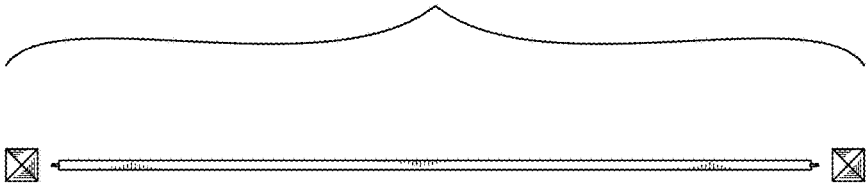


FIG. 4

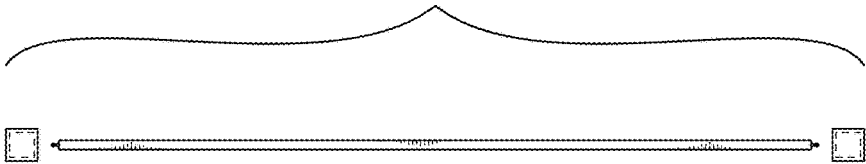


FIG. 5

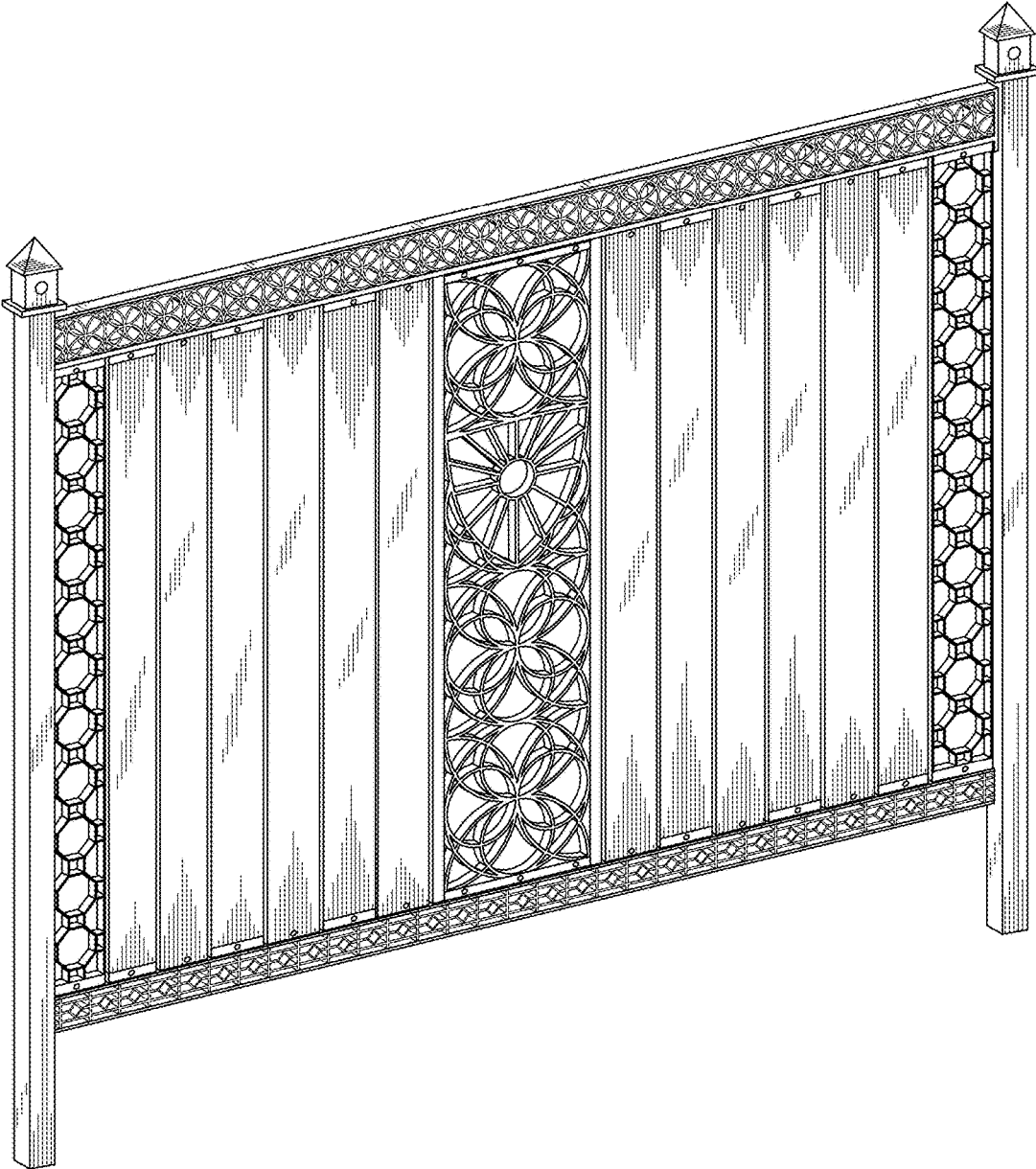


FIG. 6




FIG. 7




FIG. 9

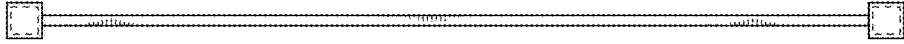


FIG. 10



FIG. 8