



US00D828928S

(12) **United States Design Patent**
Tamillow et al.

(10) **Patent No.:** **US D828,928 S**

(45) **Date of Patent:** **** Sep. 18, 2018**

- (54) **GATE**
- (71) Applicants: **Robert Tamillow**, Richmond, CA (US);
Louis Tamillow, Richmond, CA (US)
- (72) Inventors: **Robert Tamillow**, Richmond, CA (US);
Louis Tamillow, Richmond, CA (US)

D697,230 S * 1/2014 Esposito D25/38.1
 D713,549 S * 9/2014 Nicolosi D25/38.1
 D713,550 S * 9/2014 Nicolosi D25/38.1
 D807,526 S * 1/2018 Tamillow D25/38.1
 2007/0138455 A1* 6/2007 Walker E04F 11/1842
 256/22
 2012/0247012 A1* 10/2012 Johnson E04H 17/166
 47/32.4

(**) Term: **15 Years**

FOREIGN PATENT DOCUMENTS

(21) Appl. No.: **29/615,568**

KR 300451262.0009 * 4/2010

(22) Filed: **Aug. 30, 2017**

* cited by examiner

Related U.S. Application Data

(62) Division of application No. 29/554,386, filed on Feb. 11, 2016, now Pat. No. Des. 807,526.

Primary Examiner — Susan Bennett Hattan
Assistant Examiner — Leanne Was-Englehart
 (74) *Attorney, Agent, or Firm* — Steven A. Nielsen;
 www.NielsenPatents.com

(51) **LOC (11) Cl.** **25-02**

(57) **CLAIM**

(52) **U.S. Cl.**

The ornamental design for a gate, as shown and described.

(58) **Field of Classification Search**

USPC D25/38.1, 40, 42, 138; 256/19, 24, 73
 CPC E04H 17/16; E04H 17/166; E04H 17/1421
 See application file for complete search history.

DESCRIPTION

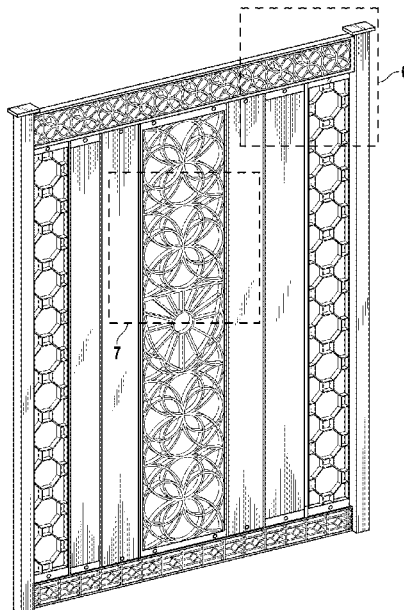
FIG. 1 is a top and front perspective view of a gate showing a new design;
 FIG. 2 is a front view thereof with the back view being a mirror image thereof;
 FIG. 3 is a left side view thereof with the right side being a mirror image thereof;
 FIG. 4 is a top view thereof;
 FIG. 5 is a bottom side view thereof;
 FIG. 6 is an expanded view from FIG. 1 thereof; and,
 FIG. 7 is an expanded view from FIG. 1 thereof.
 The dashed lines of FIG. 5 show environmental conditions only and form no part of the claimed design.
 The evenly spaced dashed line squares in FIGS. 1, 6 & 7 depict the limits of the enlarged view and form no part of the claimed design.

(56) **References Cited**

U.S. PATENT DOCUMENTS

3,454,262 A * 7/1969 Romano E04H 17/1421
 256/19
 6,152,428 A * 11/2000 Simioni E04H 17/166
 256/19
 D572,830 S * 7/2008 Ellis D25/38.1
 D583,485 S * 12/2008 Lo D25/48.5
 D603,527 S * 11/2009 Steverson D25/38.1
 D621,061 S * 8/2010 Petrucelli D25/38.1
 D638,955 S * 5/2011 Kopp D25/38.1
 D665,510 S * 8/2012 Esposito D25/38.1
 D679,414 S * 4/2013 Esposito D25/38.1

1 Claim, 4 Drawing Sheets



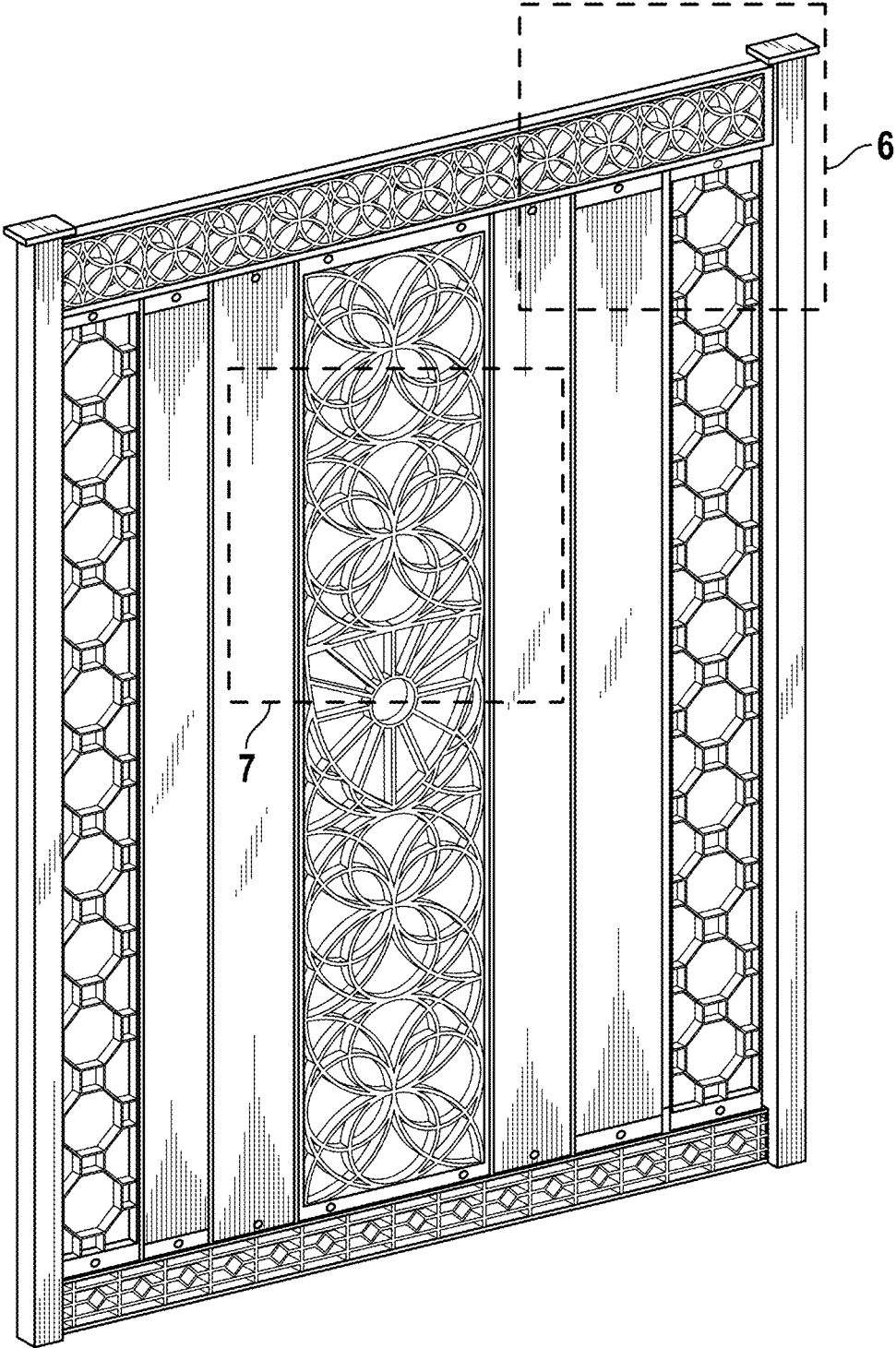


FIG. 1




FIG. 2



FIG. 3



FIG. 4




FIG. 5




FIG. 6




FIG. 7