



US00D828930S

(12) **United States Design Patent**
Tamillow et al.

(10) **Patent No.:** **US D828,930 S**

(45) **Date of Patent:** **** Sep. 18, 2018**

- (54) **GATE**
- (71) Applicants: **Robert Tamillow**, Richmond, CA (US);
Louis Tamillow, Richmond, CA (US)
- (72) Inventors: **Robert Tamillow**, Richmond, CA (US);
Louis Tamillow, Richmond, CA (US)

D638,955	S	*	5/2011	Kopp	D25/38.1
D665,510	S	*	8/2012	Esposito	D25/38.1
D679,414	S	*	4/2013	Esposito	D25/38.1
D697,230	S	*	1/2014	Esposito	D25/38.1
D713,549	S	*	9/2014	Nicolosi	D25/38.1
D713,550	S	*	9/2014	Nicolosi	D25/38.1
D807,526	S	*	1/2018	Tamillow	D25/38.1
2007/0138455	A1	*	6/2007	Walker	E04F 11/1842 256/22
2012/0247012	A1	*	10/2012	Johnson	E04H 17/166 47/32.4

(**) Term: **15 Years**

(21) Appl. No.: **29/615,566**

(22) Filed: **Aug. 30, 2017**

Related U.S. Application Data

- (62) Division of application No. 29/554,386, filed on Feb. 11, 2016, now Pat. No. Des. 807,526.
- (51) **LOC (11) Cl.** **25-02**
- (52) **U.S. Cl.**
USPC **D25/48.5**
- (58) **Field of Classification Search**
USPC D25/38.1, 40, 42, 138; 256/19, 24, 73
CPC E04H 17/16; E04H 17/166; E04H 17/1421
See application file for complete search history.

(56) **References Cited**

U.S. PATENT DOCUMENTS

3,454,262	A	*	7/1969	Romano	E04H 17/1421 256/19
6,152,428	A	*	11/2000	Simioni	E04H 17/166 256/19
D572,830	S	*	7/2008	Ellis	D25/38.1
D583,485	S	*	12/2008	Lo	D25/48.5
D603,527	S	*	11/2009	Steverson	D25/38.1
D621,061	S	*	8/2010	Petrucelli	D25/38.1

FOREIGN PATENT DOCUMENTS

KR 300451262.0009 * 4/2010

* cited by examiner

Primary Examiner — Susan Bennett Hattan
Assistant Examiner — Leanne Was-Englehart
(74) *Attorney, Agent, or Firm* — Steven A. Nielsen;
www.NielsenPatents.com

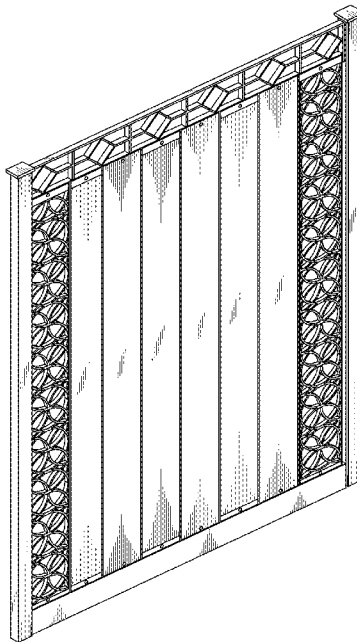
(57) **CLAIM**

The ornamental design for a gate, as shown and described.

DESCRIPTION

FIG. 1 is a top and front perspective view of a gate showing a new design;
FIG. 2 is a front view thereof with the back view being a mirror image thereof;
FIG. 3 is a left side view thereof with the right side being a mirror image thereof;
FIG. 4 is a top view thereof; and,
FIG. 5 is a bottom side view thereof.
The dashed lines of FIG. 5 show environmental conditions only and form no part of the claimed design.

1 Claim, 2 Drawing Sheets






FIG. 1




FIG. 2



FIG. 3



FIG. 4



FIG. 5